

Modular design, Housing interchangeable

Spring buckle for easier installation

Fixed or Adjustable, Free combination

Double security locking cable

Aluminum Radiator


High brightness led chip 2w/pc

Not light leakage

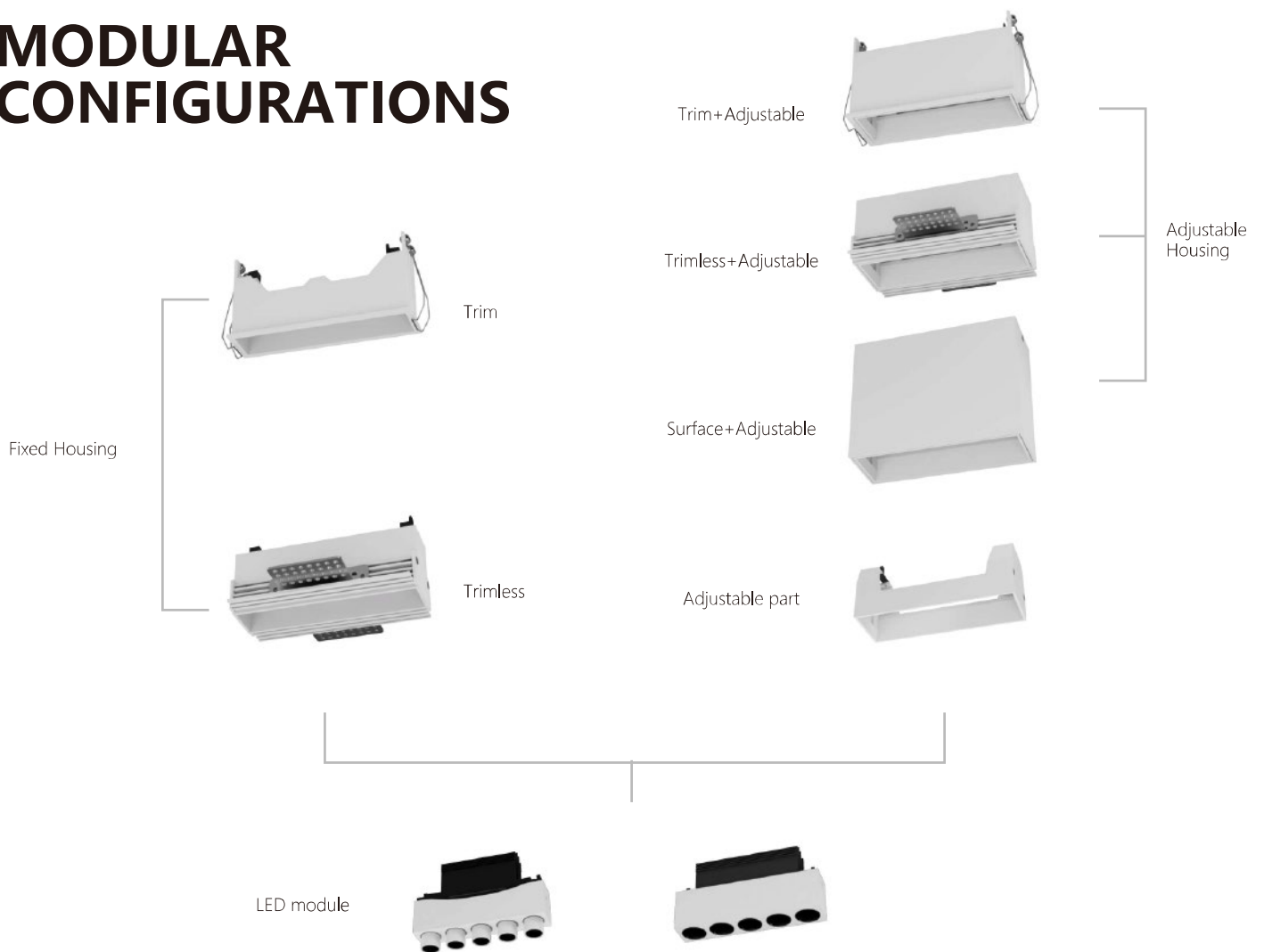
High transmittance lens

Black light reflector

No gaps between optics, perfect light performance



# MODULAR CONFIGURATIONS





- 1 A flexible modularity with various configurations.
- 2 Ultra miniature and perfect combination of lens&reflector.
- 3 Superior glare control for high performance and visual comfort.
- 4 Support ceiling thickness 1mm~25mm.
- 5 LED protected by lens.

RECESSED SPOTLIGHT



	P	Flux	CCT	Beam	Color	mA
JYW-V01	1*2W	100lm	3000K	30°/50°	B/W	700mA
	1*2W	120lm	4000K	30°/50°	B/W	700mA
	1*2W	130lm	5000K	30°/50°	B/W	700mA

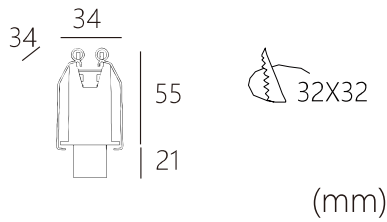
| 
 | 
 UGR<13 | 
 IP23 | 
 CRI>95 | 
 L80B20 >50.000h | 
 | 
 | 
 | 
 |



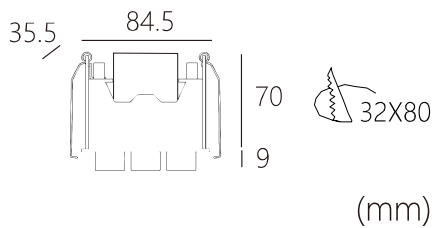
	P	Flux	CCT	Beam	Color	mA
JWU-V03	3*2W	300lm	3000K	30°/50°	B/W	500mA
	3*2W	320lm	4000K	30°/50°	B/W	500mA
	3*2W	330lm	5000K	30°/50°	B/W	500mA

| 
 | 
 UGR<13 | 
 IP23 | 
 CRI>95 | 
 L80B20 >50.000h | 
 | 
 | 
 | 
 |

GTR-S01



GTR-S03



OPTIONS

- 1 No DIM
- 2 DIM DALI
- 3 Bluetooth
- 4 0-10V
- 5 TRIAC
- 6 ZIGBEE



COLOUR | BK  WH

MATERIAL | AL |

IES files PLEASE CONSULT

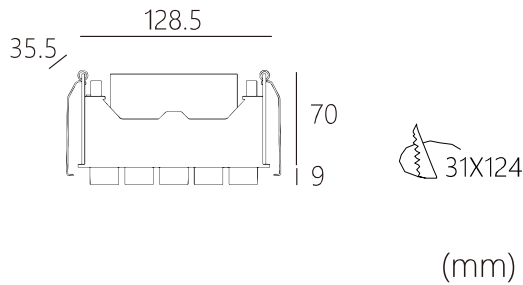
RECESSED SPOTLIGHT



	P	Flux	CCT	Beam	Color	mA
JYW-V05	5*2W	500lm	3000K	30°/50°	B/W	600mA
	5*2W	520lm	4000K	30°/50°	B/W	600mA
	5*2W	530lm	5000K	30°/50°	B/W	600mA

| 
 | 
 UGR<13 | 
 IP23 | 
 CRI>95 | 
 L80B20 >50.000h | 
 | 
 | 
 | 
 |

GTR-S05



OPTIONS

- 1 No DIM
- 2 DIM DALI
- 3 Bluetooth
- 4 0-10V
- 5 TRIAC
- 6 ZIGBEE



COLOUR | BK  WH

MATERIAL | AL

IES files PLEASE CONSULT



SURFACE ADJUSTABLE



	P	Flux	CCT	Beam	Color	mA
JWU-VXU03D	3*2W	300lm	3000K	30°/50°	B/W	500mA
	3*2W	320lm	4000K	30°/50°	B/W	500mA
	3*2W	330lm	5000K	30°/50°	B/W	500mA

UGR<13 | IP23 | CRI>95 | L80B20 >50.000h |



	P	Flux	CCT	Beam	Color	mA
JWU-VXU05D	5*2W	500lm	3000K	30°/50°	B/W	600mA
	5*2W	520lm	4000K	30°/50°	B/W	600mA
	5*2W	530lm	5000K	30°/50°	B/W	600mA

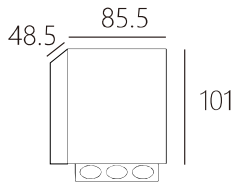
UGR<13 | IP23 | CRI>95 | L80B20 >50.000h |



	P	Flux	CCT	Beam	Color	mA
JWU-VXU10D	10*2W	1000lm	3000K	30°/50°	B/W	600mA
	10*2W	1030lm	4000K	30°/50°	B/W	600mA
	10*2W	1050lm	5000K	30°/50°	B/W	600mA


UGR<13 | IP23 | CRI>95 | L80B20 >50.000h |

JWU-VXU03D



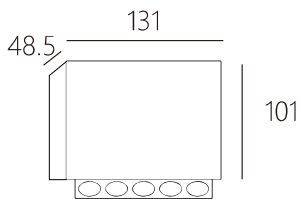
(mm)

JWU-VXU10D



(mm)

JWU-VXU05D



(mm)

OPTIONS

- 1 No DIM
- 2 DIM DALI
- 3 Bluetooth
- 4 0-10V
- 5 TRIAC
- 6 ZIGBEE



COLOUR | BK  WH

MATERIAL | AL

IES files PLEASE CONSULT





ADJUSTABLE DOWNLIGHT



	P	Flux	CCT	Beam	Color	mA
JWU-D03	3*2W	300lm	3000K	30°/50°	B/W	500mA
	3*2W	320lm	4000K	30°/50°	B/W	500mA
	3*2W	330lm	5000K	30°/50°	B/W	500mA

| 
 | 
 UGR<13 | 
 IP23 | 
 CRI>95 | 
 L80B20 >50,000h | 
 | 
 | 
 |



	P	Flux	CCT	Beam	Color	mA
JWU-D05	5*2W	500lm	3000K	30°/50°	B/W	600mA
	5*2W	520lm	4000K	30°/50°	B/W	600mA
	5*2W	530lm	5000K	30°/50°	B/W	600mA

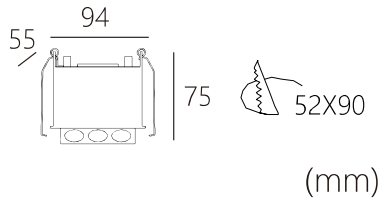
| 
 | 
 UGR<13 | 
 IP23 | 
 CRI>95 | 
 L80B20 >50,000h | 
 | 
 | 
 |



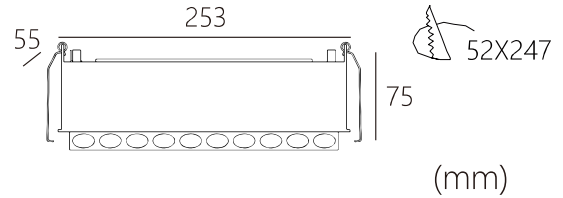
	P	Flux	CCT	Beam	Color	mA
JWU-D10	10*2W	1000lm	3000K	30°/50°	B/W	600mA
	10*2W	1030lm	4000K	30°/50°	B/W	600mA
	10*2W	1050lm	5000K	30°/50°	B/W	600mA

| 
 | 
 UGR<13 | 
 IP23 | 
 CRI>95 | 
 L80B20 >50,000h | 
 | 
 | 
 |

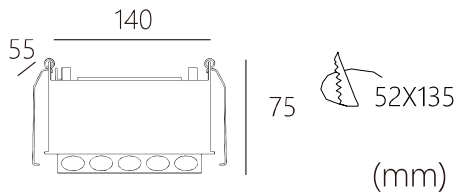
JWU-D03



JWU-D10



JWU-D05



OPTIONS

- 1 No DIM
- 2 DIM DALI
- 3 Bluetooth
- 4 0-10V
- 5 TRIAC
- 6 ZIGBEE



COLOUR | BK  WH

MATERIAL | AL |

IES files PLEASE CONSULT



RECESSED DOWNLIGHT



	P	Flux	CCT	Beam	Color	mA
JWU-G01	1*2W	100lm	3000K	30°/50°	B/W	700mA
	1*2W	120lm	4000K	30°/50°	B/W	700mA
	1*2W	130lm	5000K	30°/50°	B/W	700mA

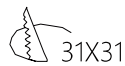
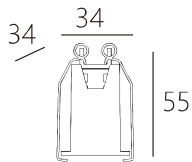
| 
 | 
 UGR<13 | 
 IP23 | 
 CRI>95 | 
 L80B20 >50.000h | 
 MacAdam Step 3 | 
 DIMMABLE |



	P	Flux	CCT	Beam	Color	mA
JWU-G03	3*2W	300lm	3000K	30°/50°	B/W	500mA
	3*2W	320lm	4000K	30°/50°	B/W	500mA
	3*2W	330lm	5000K	30°/50°	B/W	500mA

| 
 | 
 UGR<13 | 
 IP23 | 
 CRI>95 | 
 L80B20 >50.000h | 
 MacAdam Step 3 | 
 DIMMABLE |

JWU-G01

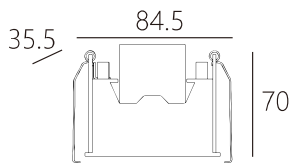


(mm)

OPTIONS

- 1 No DIM
- 2 DIM DALI
- 3 Bluetooth
- 4 0-10V
- 5 TRIAC
- 6 ZIGBEE

JWU-G03



(mm)



COLOUR | BK  WH

MATERIAL | AL

IES files PLEASE CONSULT



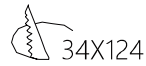
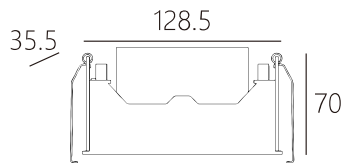
	P	Flux	CCT	Beam	Color	mA
JWU-G05	5*2W	500lm	3000K	30°/50°	B/W	600mA
	5*2W	520lm	4000K	30°/50°	B/W	600mA
	5*2W	530lm	5000K	30°/50°	B/W	600mA



	P	Flux	CCT	Beam	Color	mA
JWU-G10	10*2W	1000lm	3000K	30°/50°	B/W	600mA
	10*2W	1020lm	4000K	30°/50°	B/W	600mA
	10*2W	1050lm	5000K	30°/50°	B/W	600mA



JWU-G05

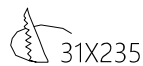
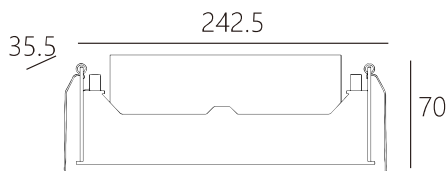


(mm)

### OPTIONS

- 1 No DIM
- 2 DIM DALI
- 3 Bluetooth
- 4 0-10V
- 5 TRIAC
- 6 ZIGBEE

JWU-G10



(mm)



COLOUR | BK ■ WH □

MATERIAL | AL

IES files PLEASE CONSULT

TRIMLESS DOWNLIGHT



	P	Flux	CCT	Beam	Color	mA
JWU-W01	1*2W	100lm	3000K	30°/50°	B/W	700mA
	1*2W	120lm	4000K	30°/50°	B/W	700mA
	1*2W	130lm	5000K	30°/50°	B/W	700mA

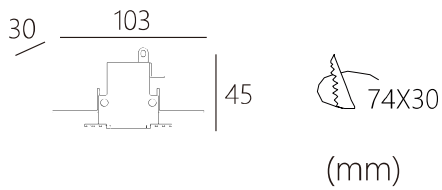
UGR<13 | IP23 | CRI>95 | L80B20 >50,000h |



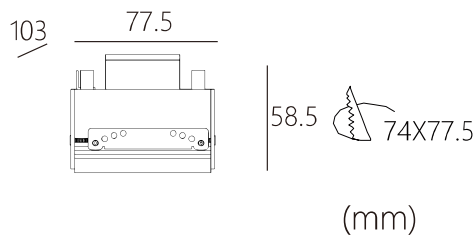
	P	Flux	CCT	Beam	Color	mA
JWU-W03	3*2W	300lm	3000K	30°/50°	B/W	500mA
	3*2W	320lm	4000K	30°/50°	B/W	500mA
	3*2W	330lm	5000K	30°/50°	B/W	500mA

UGR<13 | IP23 | CRI>95 | L80B20 >50,000h |

JWU-W01



JWU-W03



OPTIONS

- 1 No DIM
- 2 DIM DALI
- 3 Bluetooth
- 4 0-10V
- 5 TRIAC
- 6 ZIGBEE



COLOUR | BK  WH

MATERIAL | AL

IES files PLEASE CONSULT